

MhouseKit WG20

The powerful solution featuring a simple and linear design for swing gates



Kit for the automation of a residential two-leaf gate, each leaf measuring up to 4m in width and weighing up to 400kg for leaf

Easy installation with the Mhouse


ECSBus system: only two wires are required for polarity free connection of the main system components. The colour-coded terminals, each of which identifies a set, enable quick, error-proof connections. The aerial is integrated in the flashing light for greater protection. No welding is required for system installation. Adjustable multi-position mounting brackets

Noiseless and reliable: body made of painted die-cast aluminium; mechanical parts made of metal

Convenience: operation during power failures guaranteed by the PR1 buffer batteries (optional) which are housed inside the control unit, and which can be connected using a convenient plug-in connector. Mhouse key-operated release device enables you to open and close the gate manually. Opening and closing mechanical stops

Maximum safety ensured by the low voltage connections and the automatic obstacle detection feature

External modular control unit: electronic board with integrated receiver and removable box to facilitate maintenance; transformer; compartment for PR1 buffer batteries (optional)



Control unit function selection:

2 speeds: slow for heavy gates, slow or fast for lighter gates
Automatic timed closing of the gate after each opening manoeuvre, or closing manoeuvre commanded only by the transmitter or key-operated selector switch.
New transmitters can also be fitted (those included in the kit are pre-memorized)

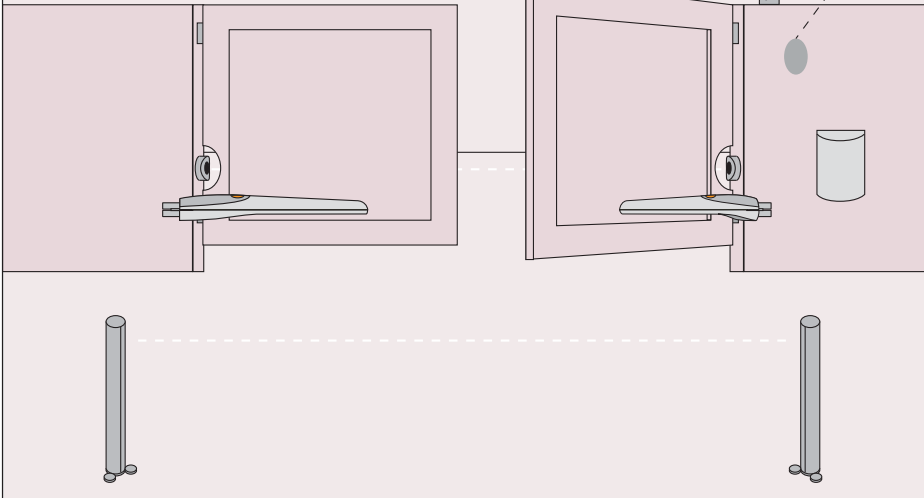
Transmitter function selection:

Partial opening of gate, to restrict passage to pedestrians and bicycles
Adjustment of pause time before the automatic closing starts
Adjustment of sensitivity to obstacles detected along the path of the gate before the movement is reversed

mhouse
4

Mhouse
Via Pezza Alta 13
31046 Oderzo TV Italia
Tel. +39 0422 202 109
Fax +39 0422 853 585
info@mhouse.biz
www.mhouse.biz

Installation



1 Mount the brackets on the gate, observing the dimensions shown in the instructions

2 Secure the motors to the gate

3 Install and connect all the system elements

4 Connect the wires with the terminals to the control unit and start the automatic programming function

5 The system is ready to receive your commands!



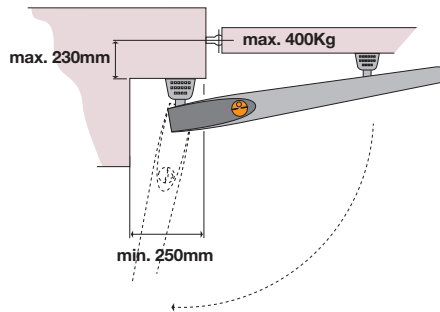
Connections

The gauges of the required power cables are specified on the technical literature (the length varies according to the installation layout)

Operating limits

Max weight of leaf (kg)	400
Max length of leaf (m)	4
Max leaf opening angle	130°
Max no. of manoeuvres/day	50*
Operating temperature (°C)	-20 ÷ +50

*opening + closing



Each Kit WG20 contains:

2 WG10 Electromechanical worm gear motor with three Mhouse release keys and adjustable mounting brackets included.



2 TX4 433.92MHz 4 buttons variable code transmitters



1 PH1 Pair of wall-mounted autosynchronized photocells



1 KS1 Two-position (open/stop) key-operated selector switch with pair of metal keys



1 FL1 Adjustable flashing light with incorporated aerial



1 CL2 External control unit for control of two WG10 series electromechanical gear motors with integrated 433.92MHz variable code receiver.



Accessories:

PT50 Two posts of 485mm high complete with a pair of premounted photocells
PT100 Two posts of 945mm high complete with two pairs of premounted photocells



PR1 24V buffer battery for emergency power supply

